

VSee Clinic 5.5 - Text Macro Phase II, End of Old Visit Page

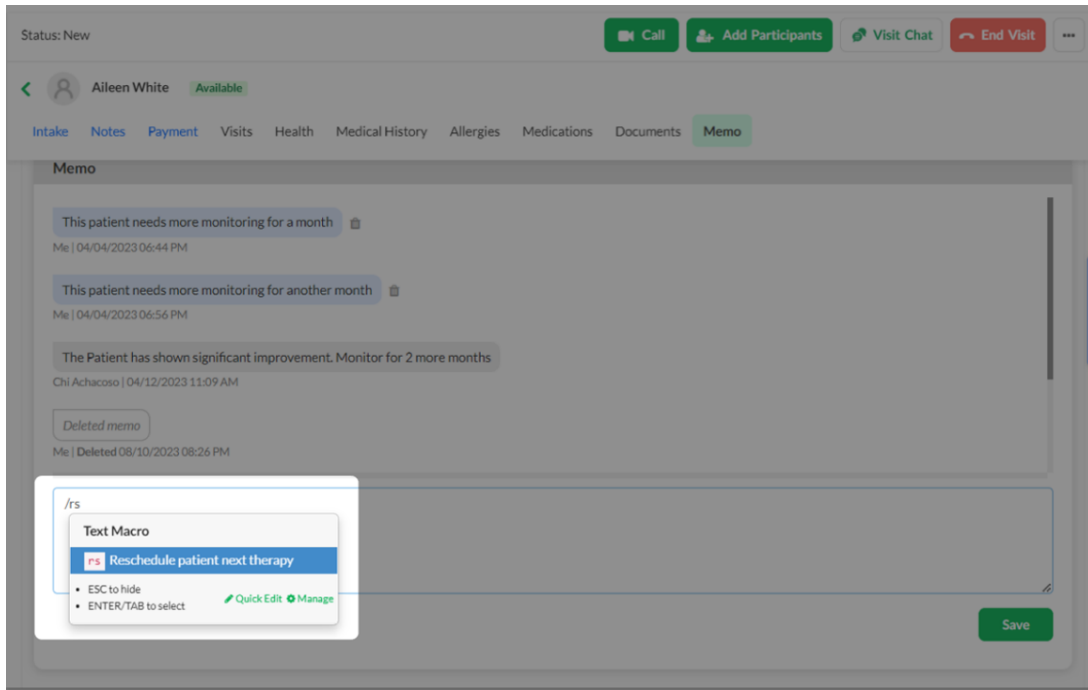
2024-03-25 - Jay-Ileen (Ai) - VSee Clinic

We are thrilled to share exciting news on Mar. 25 as we unveil the second phase for the Text Macro feature and that we will officially move forward with the Visit page version 2.

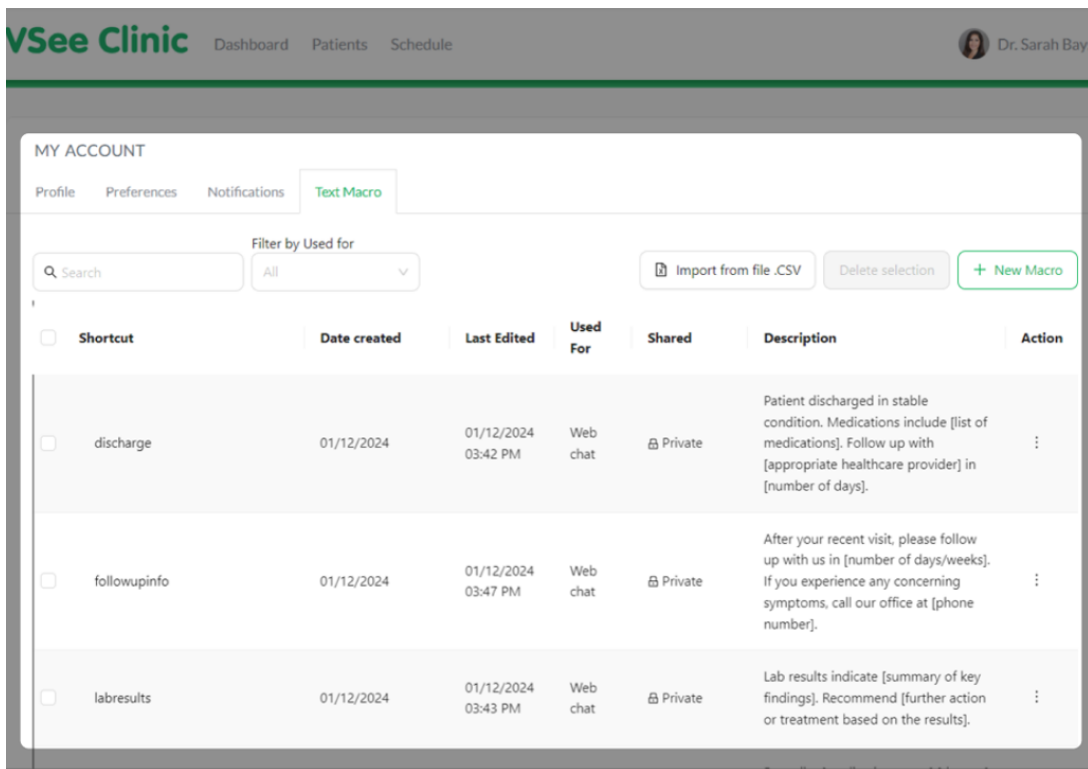
Revolutionize your Documentation: Text Macro Phase II

In the previous release, the text macro feature is only available for **Chats**. But now you can also use it for your **SOAP Notes** and **Internal Memo**. You can even import .csv files.

The screenshot displays the VSee Clinic interface for a patient named Aileen White. The interface includes a top navigation bar with buttons for 'Call', 'Add Participants', 'Visit Chat', and 'End Visit'. Below this, there are tabs for 'Intake', 'Notes', 'Payment', 'Visits', 'Health', 'Medical History', 'Allergies', 'Medications', 'Documents', and 'Memo'. The 'Notes' tab is active, and a 'Patient Instructions (optional)' dialog box is open. This dialog box shows a list of text macros for pain management, including 'pain', 'backpain', 'hpained', and 'otcbckpain'. The 'pain' macro is highlighted, and its text is visible: 'Pain Management: Take prescribed pain medications as directed by your healthcare provider. Use ice packs or heating pads as...'. The dialog box also includes a 'Text Macro' header, a search bar with '/pain' entered, and a 'Note Templates' dropdown. At the bottom of the dialog, there are instructions: 'ESC to hide' and 'ENTER/TAB to select', along with 'Quick Edit' and 'Manage' options. The background interface shows a 'Drag and Drop files here' area with a 'Click Here to browse files' link, and buttons for 'Saved', 'Save', and 'Sign & Send'.



Providers and Clinic Admins can now manage the Text Macro created for Chats, SOAP Notes, and Internal Memo.



The screenshot shows the 'Text Macro' management page in the vSee Clinic system. At the top, there's a navigation bar with 'vSee Clinic' logo and various menu items like Dashboard, Clinic, Rooms, Schedule, Users, Report, Record, and More. Below that, there's a 'CLINIC DETAILS' section with sub-menus for Clinic, Directory, Payments, Notifications, Reminders, Health Settings, Educational Material, Waiting Room, Customization, and Tags. The main content area has tabs for 'ERX', 'Enable/Disable Features', and 'Text Macro'. There's a search bar, a 'Filter by Used for' dropdown set to 'All', and buttons for 'Import from file .CSV', 'Delete selection', and '+ New Macro'. A table lists the macros:

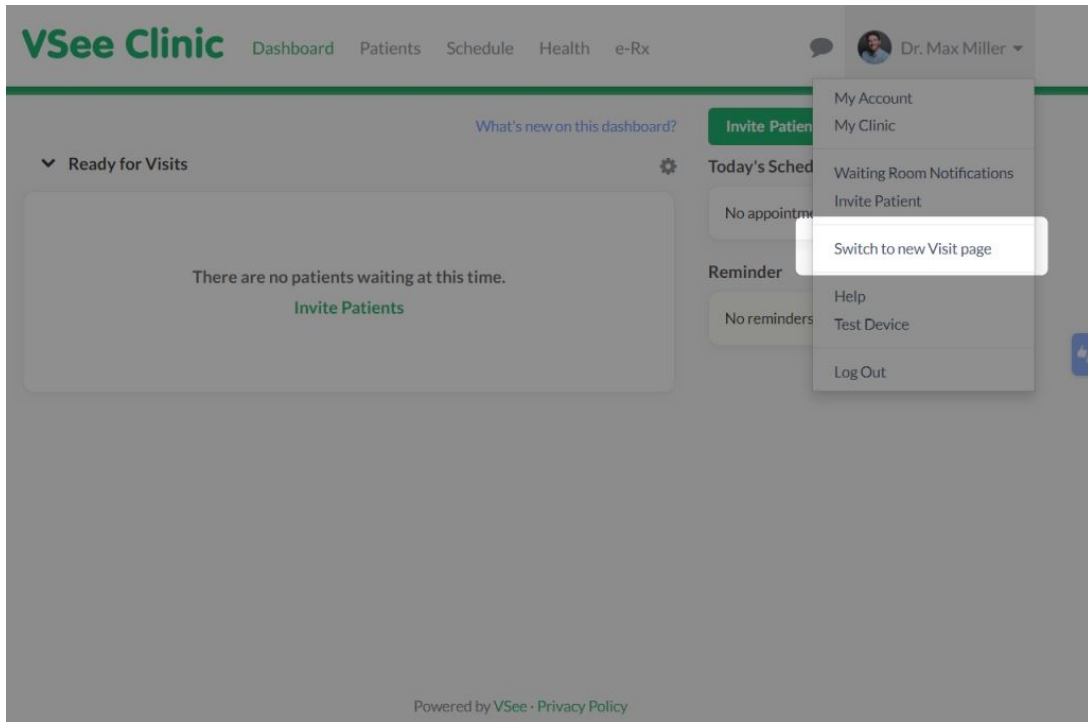
Shortcut	Date created	Last Edited	Used For	Shared	Description	Action
<input type="checkbox"/> pain	03/12/2024	03/12/2024 08:26 AM	Memo, Visit Note	Clinic	Pain Management: Take prescribed pain medications as directed by your healthcare provider. Use ice packs or heating pads as recommended for pain and swelling relief. Follow any additional pain management techniques provided during your visit.	Edit Delete
<input type="checkbox"/> emergency	03/13/2024	03/13/2024 12:37 AM	Visit Note	Clinic	Emergency Room Visit: Patient presents with severe abdominal pain, rated 8/10. Pain started suddenly after eating a large meal.	Edit Delete

To learn more on how to use the Text Macro feature, click [here](#).

Final Reminder: Discontinuation of the Old Visit Page

The time has come. We will now be permanently sunsetting the old Visit Page. Many of you are already using the new Visit Page, and there will be no need to do anything.

However, for those who are still using the Old Visit Page, your clinics will automatically be switched to the new Visit page version effectively on **March 25**. If you're eager to explore the enhanced features ahead of time, you also have the option to manually switch to the new Visit Page.



If you have any questions related to this release, please contact us at help@vsee.com.

Subscribe [here](#) to get the latest VSee Product Updates in your inbox!

Tags

new visit page

old visit page

text macro