



Knowledgebase > VSee Clinic for Providers > Basic Workflow > Where do I get my Room code or Room ID?

---

## Where do I get my Room code or Room ID?

Jessica - 2023-08-09 - Basic Workflow

The "Room Code" is a unique name/code that identifies your Clinic when using the "VSee Clinic for Patient" App on mobile devices. This is needed for your patients to enter your virtual waiting room.

[How can I find the Room Code as a Provider?](#)

[How do I find the Room Code as a Patient?](#)

[How do I search my Provider's clinic?](#)

[How will I use the Room Code on the VSee Clinic For Patient Mobile as a Patient?](#)

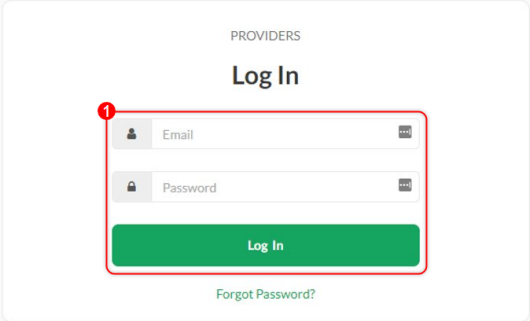
[Scope and Limitations](#)

[Related Articles](#)

### **Finding the Room Code as a provider**

You can get your Room Code by following the instructions below:

1. Log in to your VSee Clinic to reach the clinic dashboard. You can login from <https://www.clinic.vsee.me>.



PROVIDERS

### Log In

1

Email

Password

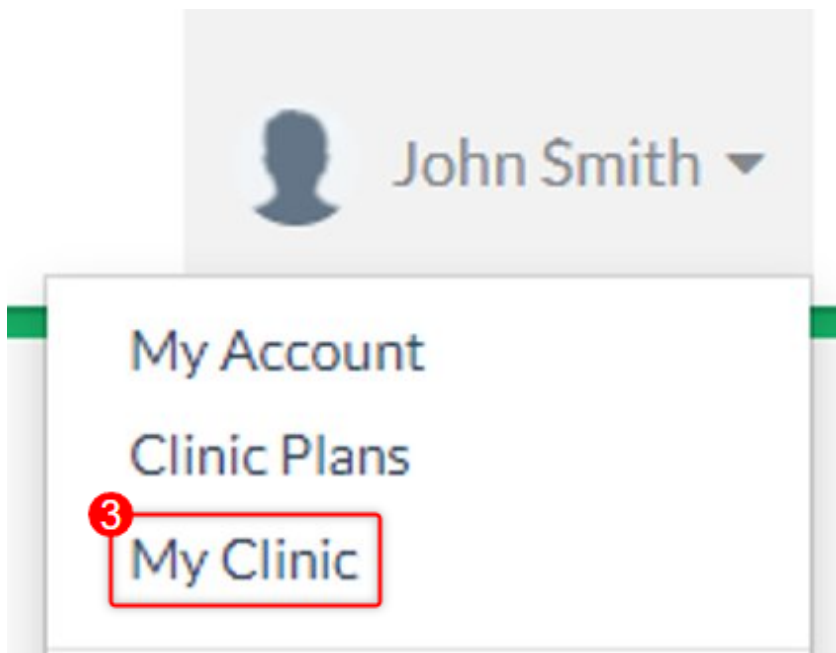
Log In

[Forgot Password?](#)

Powered by VSee

2. If you need help with logging in as a provider, please refer to this article - [Log in as VSee Clinic Provider](#)

3. From your clinic dashboard, click on the **Profile Menu** from the upper-right corner of the screen. Click on **My Clinic**.



4. You can find the Room Codes per waiting room listed under **Waiting Room Settings** if there are multiple waiting rooms under your clinic; otherwise, there will only be one room code listed.

5. You can also copy the code under **Room Code**.

## Waiting Room Settings

This is your waiting room settings page. You may customize the settings of each waiting room by choosing one from the list below.

### Waiting room settings for

Doctor John Smith's Clinic

Room code: **ap1iv** Walk-in visit hours: **Open all time** Visibility: **Public**

### Room Description

Welcome to my VSee Clinic.

To enter the clinic, please follow the steps below:

1. Click on "Enter Waiting Room"
2. Type in your name and click "Continue"
3. When prompted, make sure to click "Allow" on your camera and microphone permission.
4. Wait for me to join you.

**Room Code**

Patients may enter this code in the mobile app to access the waiting room.

ap1iv **COPY**

## Finding the Room Code as a Patient

As a patient, you can find the Room Code of your provider on the Clinic Landing Page. There are two ways to reach the Clinic Landing Page:

### Using the link to the clinic of your provider:

If you have the unique link to the clinic of your provider, simply open it on your internet browser. You can find the room code above the entry options for their clinic.

[Click here](#) to test your device.

## VSee Clinic

For Providers [Help](#) [Login](#) [Sign Up](#)

Welcome to Joel B's Test Clinic

Room code: **joelb**

[Open](#)

Current number of patients waiting: 0

If this is an emergency, please call 911.

Welcome to my VSee Test Clinic.

To enter the clinic, please follow the steps below:

1. Click on "Enter Waiting Room"
2. On the next screen, click on "Enter Waiting Room as a Guest"
3. Fill-in the required items on the intake form (Fields marked with a red asterisk) and click "Continue"
4. Select any pharmacy that is shown and click "Continue"
5. Click on "I'm Ready"
6. Wait for me to join you.

VSee Clinic Patient Side (Full Demo)

**VSee**  
PATIENT  
SIDE

Watch on YouTube

[Enter Waiting Room](#)

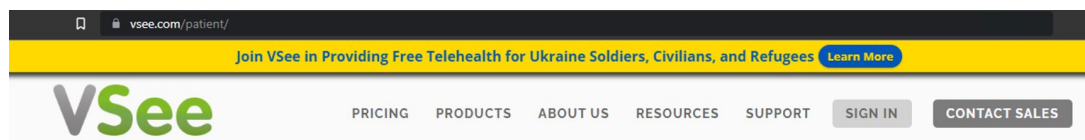
[Book Appointment](#)

[Send Message](#)

## Searching for your provider's clinic from the VSee website

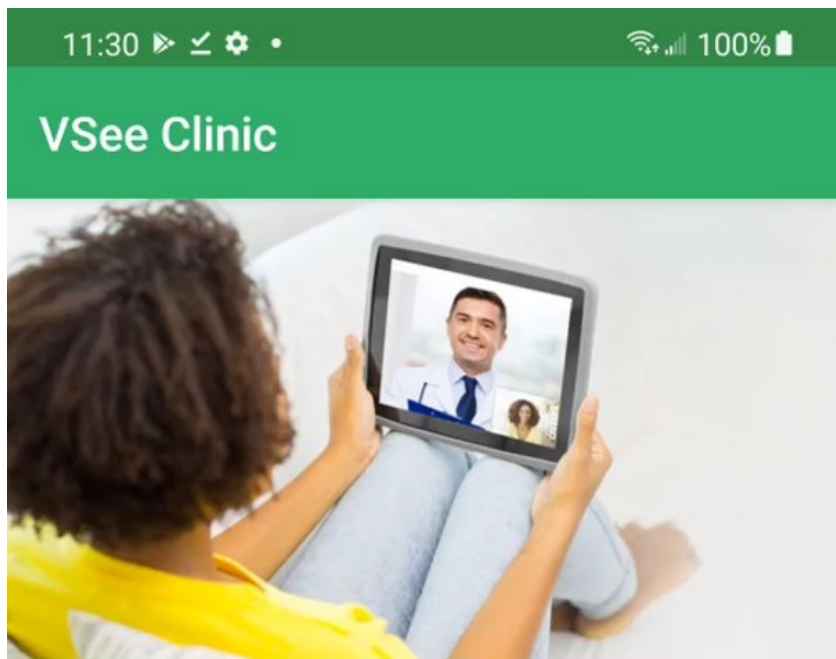
If you do not have the link to the Clinic of your provider, you can search for it using the instructions below. Please note that you will only be able to search for Clinics that are marked by the provider as visible to be searched from the site.

1. Go to [Patient page](#) and type in the name of your provider under **Find Your Provider** and press **Enter** on your keyboard on your computer (or **Go** if you are using a mobile device).
2. If your provider's Clinic had been found, click/tap on it to be taken to the Clinic.



## Using the Room Code on the VSee Clinic for Patient App (Android and iOS/iPadOS devices only)

1. Open the VSee Clinic for Patient App and tap on **I have my provider's clinic or room code.**




Welcome to VSee Clinic, a simple and secure way to consult with your providers.

I have my provider's invitation >

1 I have my provider's clinic or room code >

2. Tap the **Enter Clinic or Room Code** field and type in the Room Code.
3. Tap **Next**.

A form consisting of two vertically stacked elements. The top element is a white rectangular box with a thin red border, containing the text 'Enter Clinic or Room Code' followed by a downward-pointing triangle icon. A red circle with the number '2' is positioned at the top-left corner of this box. The bottom element is a green rounded rectangular button with the word 'NEXT' in white capital letters. A red circle with the number '3' is positioned at the top-left corner of this button. A thin red line connects the two red circles, forming a bracket-like shape on the left side of the form.

You will now be taken to the Clinic Page of your provider.

11:35 ▶ ⌵ ⚙ •

📶 100% 🔋



VSee Academy Clinic



About

Providers

# VSee Clinic

VSee Academy Clinic

Open •

Video visit with your provider when you need it, where you need it.

[Enter Waiting Room](#)

If this is an emergency, please call 911

[Privacy Policy](#)

Have an account? [Sign in here](#)



## Scope and Limitations

- The Room Code is only used for the VSee Clinic for Patient App on mobile devices. There is no other use for this code as of the moment.
- You may not be able to find your provider on the VSee website depending on the settings they have made for their clinic.

## Related Articles

- VSee Clinic for Patient App article **Coming Soon!**
- How to make Provider's Clinic searchable from VSee Clinic App **Coming Soon!**

If you have any questions, please contact us at [help@vsee.com](mailto:help@vsee.com)

Last updated on: 16 May 2022

Tags

code

ID

room

room code