



Knowledgebase > VSee Clinic Subscription Packages > Free VSee Clinic > Essential Articles to Help You Get Started > [Sign-up for Free VSee Clinic](#)

Sign-up for Free VSee Clinic

Jay-Ileen (Ai) - 2023-12-28 - Essential Articles to Help You Get Started

1. If you do not have a VSee Clinic account yet, you can sign up for Free VSee Clinic on this ([setup page](#)). It is free forever!


2. Fill in all fields and proceed by clicking **Sign Up**.

VSee Clinic

CloudClinic/Version vc/4.16.2 Build -r-vc/4.16.2.5597874


VSee Clinic Setup for Providers

Work Email *




Confirm Email *

Phone number(optional)

 (201) 555-0123

☐ I confirm that I am not a patient *

Sign Up

Powered by 

You will then be prompted to check your email to complete your registration. The activation link sent to your email will expire 24 hrs from the time of registration. You may need to repeat step 1 should the link expire.

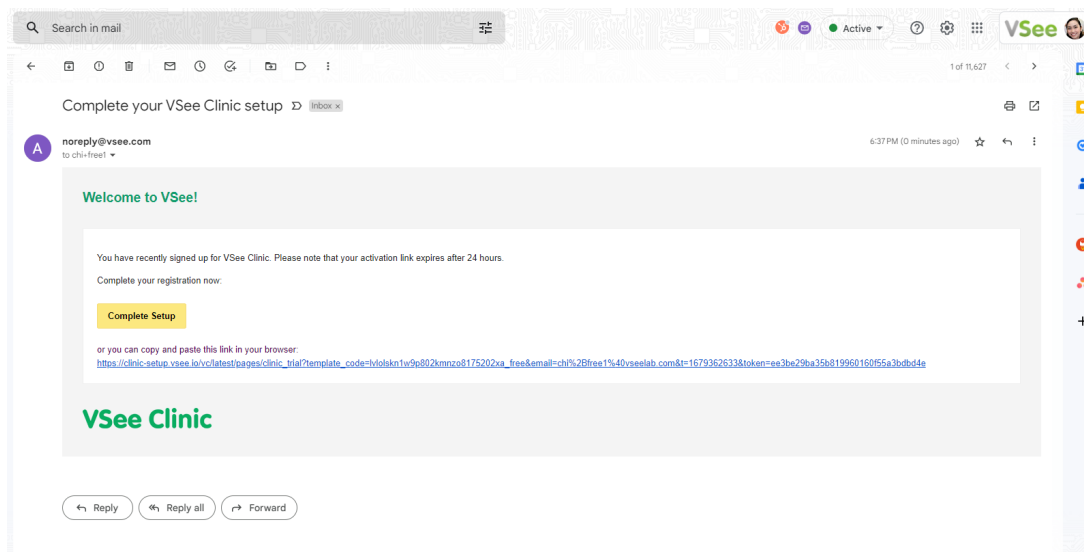
Please activate your email

We have sent an email to chi+free1@vseelab.com. Please check your inbox to complete your registration.

Did not receive the email? Try [resend](#) again or contact our customer support at help@vsee.com.

Powered by VSee

3. Open your email and click **Complete Setup**.



4. Fill out the fields with the required information and tick checkboxes to set up your own clinic:

- First Name*
- Last Name*
- Password (Note: The password must contain at least one of the English uppercase characters (i.e. A-Z), one of the English lowercase characters (i.e. a-z), one of the base 10 digits (i.e. 0-9), and one of the non-alphanumeric characters (e.g. !, @, #, \$, or &))
- Specialty - you may select multiple specialties

- Job Title
- Company Name
- Answer the question: Are you a physician?
- Agree with the Terms and Agreement, including receiving emails from VSee.
- Request for a BAA if your practice requires it for HIPAA compliance

VSee Clinic Setup for Providers

Work Email *

First Name *

Last Name *

Password *

Specialty *

Others (pls specify) ✖

Job Title(optional)

Company Name(optional)

Are you a physician *

☐ Yes ☐ No

☐ I agree with the [Terms of Services](#), including receiving emails from VSee *

☐ I need a BAA for HIPAA compliance

Note: By signing up for this service you agree to receive product emails and news from VSee. You may unsubscribe at any time.

Continue

5. Click **Continue**.

6. Personalize your waiting room:

- Clinic Domain Name - your own personalized URL link that you can send out to patients to access your Clinic. (Cannot be changed after)
- Clinic Name (can only be changed by a Clinic Admin on Premium and

Enterprise accounts)

- Profile Picture - preferably square (may be updated after set-up from your profile menu)
- Bio - a short introduction of yourself so your patients can have an idea who you are and what you do (may be updated after set-up from your profile menu)

VSee Clinic
CloudClinic/Version vc/4.16.2 Build -r vc/4.16.2.5597876

Personalize Your Waiting Room

- 1 Choose Your Domain for Your Waiting Room**
- 2 Clinic Name**
- 3 Upload Your Profile Picture (Size limit: 10M)**
Drag and Drop files here
Or [Click Here](#) to browse files
- 4 Your Bio**

Anna Barley's Clinic

Getting ready for your visit? Test your device here

VSee Clinic
CloudClinic/Version vc/4.16.2 Build -r vc/4.16.2.5597876 For Providers Help

Welcome to Anna Barley's Waiting Room

[Open](#)
Current number of patients waiting: 0
[Enter Waiting Room](#)

[If this is an emergency, please call 911.](#)
Enter waiting room now to let your provider know you are here.

Anna Barley
Offline

This is the preview of your patient-facing waiting room

[Preview](#) [Complete Sign Up](#)

Powered by VSee

7. Click **Complete Sign Up**. You will then be directed to your Clinic dashboard.

Related Articles

- [Sign Up For A VSee Clinic Provider Account](#)

If you have any questions, please contact us at help@vsee.com.

Tags

free vsee clinic

How to sign up

sign up