



e-Scheduling > Visit Slots and Patient Scheduling

Jessica - 2019-11-05 - 0 Comments - in VSee Clinic for Providers


e-Scheduling Feature

Patients are more inclined to keep their appointments when they can do so on their own terms, without driving or scheduling a ride to your office. And when patients do cancel or you have a no-show, you can easily fill the slots left empty on your schedule with visits with other patients. This gives patients in your practice the ability to enjoy walk-in convenience from home, with handy online scheduling through your VSee Clinic.

Set Up your Visit Time Slots

1. On the provider dashboard, please select the **Calendar** tab from the top menu.



2. Click and drag on the calendar for your available visit time slots. Then click .




3. Specify your time slots. You can set to repeat on specific days of the week. Click .



4. The created visit time slots will be displayed to your patients.

Schedule with a Patient

1. On the provider dashboard, please select the **Calendar** tab from the top menu.



2. Click and drag on the calendar for your available visit time slots. Then click .

3. Choose your room, visit type and options, date and time and the specific patient!



4. Create a new patient right from here if no patient record yet. Click on the **create a new patient** link. Input the patient details and click **Create**.
















5. Click  then check the appointment details. Click  to secure the appointment with the patient.



Tags

appointment
feature
schedule
scheduling
slots
visits

Attachments

- 
[vc-prov-schedulewithpatient.jpg \[42.98 KB\]](#)
- 
[vc-prov-schedulewithpatient-confirmslot.jpg \[24.42 KB\]](#)
- 
[vc-provconfirmbutton.jpg \[2.08 KB\]](#)
- 
[vc-continuebutton.jpg \[2.31 KB\]](#)
- 
[vc-prov-schedulewithpatient-createpatient.jpg \[24.19 KB\]](#)
- 
[vc-prov-schedulewithpatient-createpatient.jpg \[24.72 KB\]](#)
- 
[vc-prov-schedulewithpatient.jpg \[66.42 KB\]](#)
- 
[vc-prov-scheduleappointment.jpg \[4.46 KB\]](#)
- 
[vc-provconfirmbutton.jpg \[2.08 KB\]](#)
- 
[vc-prov-createslotrepeat.jpg \[22.43 KB\]](#)
- 
[vc-createslotsbutton.jpg \[2.61 KB\]](#)
- 
[vc-createslots.jpg \[59.44 KB\]](#)
- 
[vc-provtopmenu.jpg \[13.59 KB\]](#)