

Dial Out a Participant via VSee Clinic

Jay-Ileen (AI) - 2023-08-10 - VSee Clinic for Providers

During an ongoing call, you can dial out a participant by keying in the contact's local number or key in a PIN to add an interpreter or another participant.

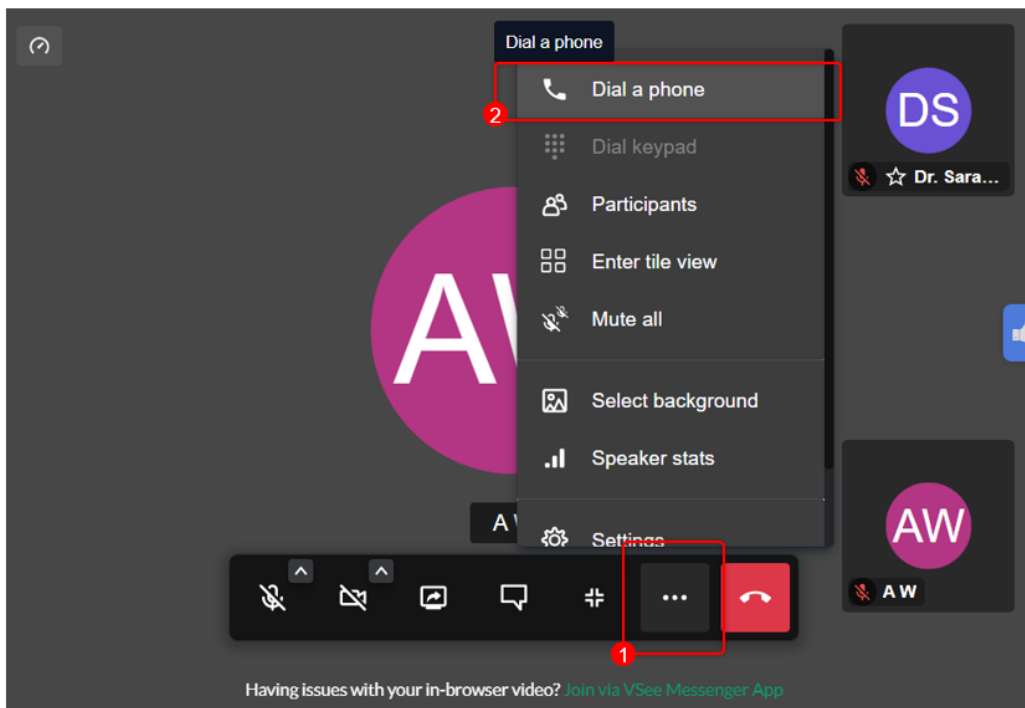
- Only moderators/[hosts](#) of the call may dial out a participant
- The Dial Keypad will be grayed out at first, and will only get activated once you have initiated a dial-out.

How to Dial Out Using VSee Clinic

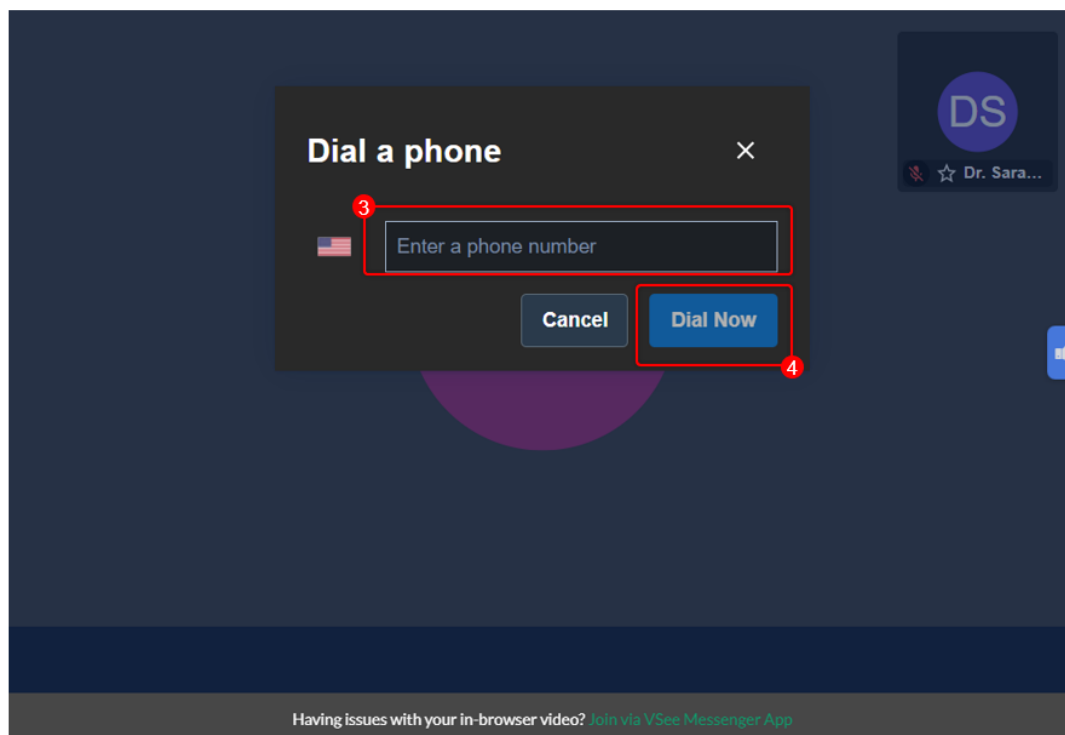
1. Once in the call, click on the **ellipsis (...)** to show the menu.

Note: The Dial-out PIN keypad is grayed out at this point. A Dial-out call must first be made before it gets activated.

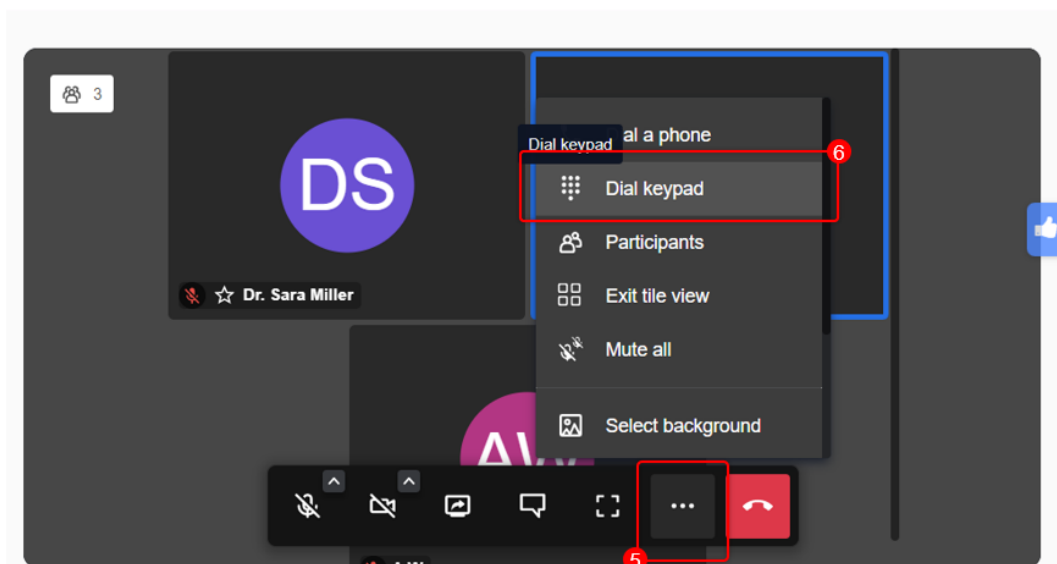
2. Click on **Dial a phone**.



3. A pop-up window will appear. Enter a 10-digit US phone number.
4. Click on **Dial Now** button or hit Enter on your keyboard.

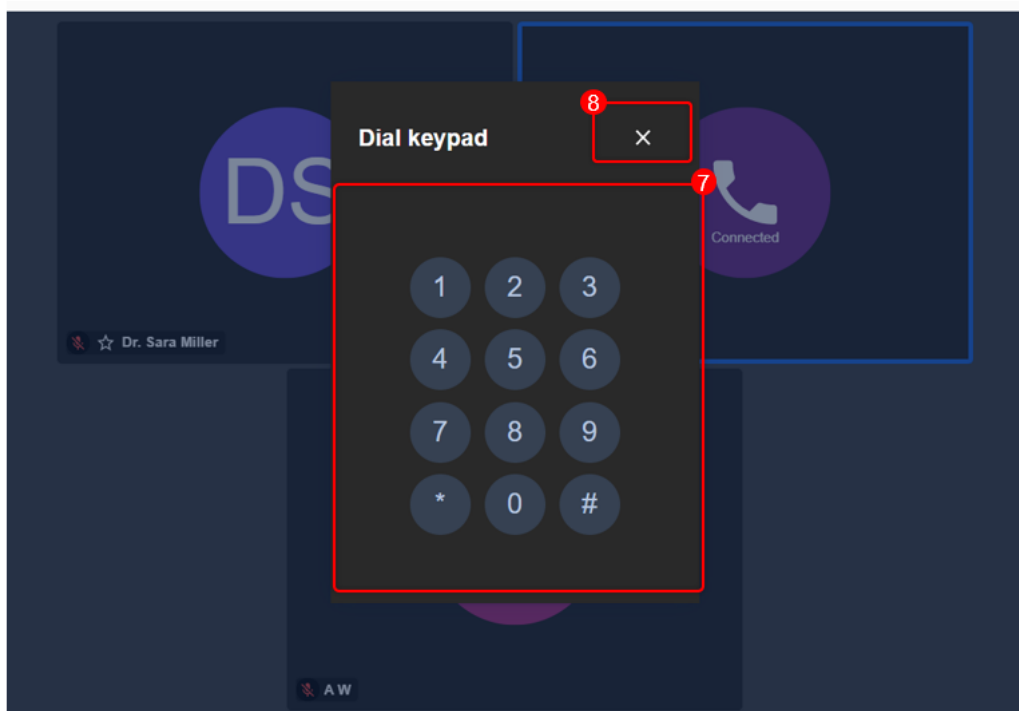


5. Click again on the **ellipsis (...)** on the menu tray.
6. Select **Dial keypad** as it is now clickable.



7. The dial keypad window will pop up and you can now select the number following the recorded instructions.

8. Once connected with the dial-out participant, click on **X** to close the dial keypad window and go back to the video call view.



Related Article:

[Dial Out a Participant via VSee Messenger](#)

If you have any questions, please contact us at help@vsee.com

Last updated on: 16 August 2022

Tags

dial a phone

dial keypad

Dial out

dial pad